

Dr. VITHALRAO VIKHE PATIL FOUNDATION'S
MEDICAL COLLEGE AND HOSPITAL
Ahilyanagar



DEPARTMENT OF
FORENSIC MEDICINE &
TOXICOLOGY

HEADS OF DEPARTMENT WITH DURATION

Sr. No.	Name	Post	Duration
1.	Dr. Sandeep S. Kadu.	I/C Head of Department	21/02/2004To 28/02/2005
2.	Dr. V. L. Deshpande	Head of Department	01/03/2005 To 04/06/2008
3.	Dr. Sandeep S. Kadu.	Head of Department	05/06/2008 To 31/05/2010
4.	Dr. D. R. Waje	Head of Department	01/06/2010 To 02/11/2010
5.	Dr. V. L. Deshpande	Head of Department	03/11/2010 To 04/06/2013
6.	Dr. D. R. Waje	Head of Department	05/06/2013 To 30/11/2014
7.	Dr. Sandeep S. Kadu.	Head of Department	01/12/2014 to 30/06/2022.
8.	Dr. Vijay B. Patil.	Head of Department	01/07/2022 to Till Date.

VISION

“Excellence in Medico-legal Knowledge and Skills to aid in the administration of Justice and Helping in maintaining law and order”.

MISSION

1. Development of Ethical and Humanistic attitude in INDIAN MEDICAL GRADUATES (IMG) by emphasizing importance of Ethics and Professionalism in medical practice.
2. To make effort for up gradation of knowledge and skill in Forensic Medicine subject.
3. Mainly focusing on affective domain of undergraduate student on bioethical aspect of Medical practice.
4. Identify and define the existing as well as future Medico-legal problems as they emerge in the community and work to resolve such problems by planning, implementing, evaluating and modulating Medico-legal services.
5. To make teaching and learning more pleasant, effective & interesting by using different techniques like Moot-Court and showing Cinema Clips etc.
6. To generate quality research in the subject.

DEPARTMENT LOGO



COURSES TAUGHT

**Undergraduate- M.B.B.S
Post-Doctoral- PhD
(MUHS Approved Center for PhD Study)**

SCOPE OF SERVICES

- Quality training on Medico-legal issues in Medical practice mainly emphasizing on Medico-legal documentation.
- Identify and define the existing as well as future Medico-legal problems as they emerge in the community and work to resolve such problems by planning, implementing, evaluating and modulating Medico-legal services.

FACILITIES IN DEPARTMENT

Sr. No.	Facilities
1	General: Demonstration Room -2 (80 Students Capacity) LCD Projector & OHP
2	Museum: Bones - 168 Models & Soft models (Teddy Bear) - 24 Specimens - 77 Weapons - 120 Poisons - 123 Charts - 74 Medico legal Photograph's & Cartoons - 108 Posters of Research Projects - 12 Equipment's- 60 X-Ray and CT Scan Plates - 30 Slides - 300 Catalogue- 297
3	Research Laboratory – 1
4	Department Library -1
5	Mortuary with 3 Body Chambers cold cabinet – 1
6	Autopsy Table- 1

INFRASTRUCTURE OF DEPARTMENT

Sr. No.	Specification	Area as per NMC norm
1	Professor & HOD	27.55 Sq. Meters
2	Associate Professor	18.93 Sq. Meters
3	Assistant Professor	15.79 Sq. Meters
4	Tutors-1	16.23 Sq. Meters
5	Tutors-2	18.01 Sq. Meters
6	Museum	190.00 Sq. Meters
7	Research Laboratory	18.93 Sq. Meters
8	Demonstration rooms- 1	86.11Sq. Meters
9	Demonstration rooms- 2	64.00Sq. Meters
10	Seminar room/Library	18.93.0 Sq. Meters
11	Non-Teaching staff	21.29Sq. Meters
12	Department Office	13.73 Sq. Meters
13	Store Room	21.29 Sq. Meters

INFRASTRUCTURE OF MORTUARY

Sr. No.	Specification	Number
1	Distance From Department	150 Meters
2	Size	400 Sq. Meters
3	Student observations facilities gallery type capacity	40 Students
4	Autopsy tables	1
5	Cold room	20.50 Sq. Meters
6	Body Cooling Cabinets	3 body chamber- 1
7	Light, Ventilation & Exhaust arrangement	Adequate
8	Water supply, washing, drainage & disposal of Waste	Adequate
9	Mortuary	400 Sq. Meters

DEPARTMENT RESEARCH PUBLICATIONS

Faculty Publications

- 1 “Homosexuality”-A socio-medico legal study. Kadu S.S. Jondhale P.S, Hampe M
Medico legal update P-0971- 720XE--0974- 1283 Copernicus Google scholar 2008 Vol
-8No. -2July-Dec 9-12
- 2 Applicability of Doctors under consumer Protection Act, 1986 & the rules. Kadu S.S.
Indian Jr of Forensic Medicine & Pathology P-0974- 3383 E- 0974- 3391 SCOPUS
Copernicus Google scholar 2009 Vol -2No. -1 Jan-Mar 5-7
- 3 Present status of Juvenile Delinquency at Remand Home, Ahmednagar. Kadu S.S.
Deshpande V. L. Indian Jr of Forensic Medicine & Pathology P-0974- 3383E-0974-
3391 SCOPUS Copernicus Google scholar 2009 Vol -2No. -3July-Sept 113-117
4. Laws related to women in India. Kadu S.S. Burungale S., Mattu Neha, Khare Suraj
Medico legal update P-0971- 720XE-0974- 1283 Copernicus Google scholar 2011
Vol -11No. -1Jan-June 106-109
5. Study of Eruption of Third Molar tooth in the age group of 17-25 yrs. Kadu S.S.
Kedar S. The Antiseptic P-0003-5998 Copernicus Google scholar 2011 Vol -108 No.
-4April 169-173
6. Medicolegal evaluation of suicidal deaths in rural area. Kadu S.S. Asawa R. Jr of
Forensic Medicine, Science and Law P-2277- 1867E-2277- 8853 Copernicus Google
scholar 2011 Vol -20 No.-1 Jan-June 2-5
7. Stature reconstruction from arm span. Shinde C.L Kadu S.S. The Antiseptic P-0003-
5998 Copernicus Google Scholar 2012 Vol -109No. -2 February 91-92
8. Forensic Radiology in India: Current trends. Kadu S.S. Indian Jr. of basic applied
Medical Research P-2250-284XE-2250- 2858 Copernicus Google scholar 2012 Vol -
1No. -2March 148-152
9. Postpartum Haemorrhagic Death Due to Retained Placenta in Uterus. Chormunge
Vijay, Kadu S.S., Asawa S. Indian Jr. of Forensic Medicine & Pathology P-0974-
3383E-0974- 3391 SCOPUS Copernicus Google scholar 2011 Vol -4No. -4Oct-Dec
179-181
- 10 Using cinema and video clips in Forensic Medicine teaching -An Innovative
approach. Kadu S.S., Kadu Swati, Kunkulol R.R. Jr of Forensic Medicine, Science and

Law P-2277- 1867E--2277- 8853 Copernicus Google scholar 2012 Vol -20 No. -1 Jan-June 2-5

11. Impact of video clips as innovative aids in learning Medical Ethics: Cross Section study. Kadu S.S. International Jr of Health care & Biomedical Research P- 2319- 7072 Copernicus Google scholar 2014 Vol -2 No. -2 January 119-122

12. Profile of Medicolegal cases at tertiary care hospital in Ahmednagar, Maharashtra Kadu S. S. Tandle R. M. Deshpande V. L Waje D. R Indian Jr of Forensic Medicine & Pathology P-0974- 3383E-0974- 3391 SCOPUS Copernicus Google scholar 2015 Vol -4 No. -4 Oct-Dec 113-115

13. Study of Acute poisoning cases at rural tertiary care hospital in Ahmednagar, Maharashtra Tandle R. Maidu S.S. Deshpande V. L Waje D. R Medicolegal Update. P-0971- 720XE--0974- 1283 Copernicus Google scholar 2016 Vo-16 No. -4 July-Dec 42-45

14. Assessment of Medico-legal knowledge among interns and residents at Vikhe Patil Institute of Medical sciences Kadu S. S. Tandle R. M. Indian Jr. of Forensic Medicine & Pathology P-0974- 3383E-0974- 3391 SCOPUS Copernicus Google scholar 2016 Vol -9 No. -3 July-Sept 126-128

15. A rare case of congenital bowel atresia- A Ultrasound Sign of unsure prognosis. Kadu S.S. International Jr of Education & Research in Health sciences P-2455- 555XE-2455- 2410 Copernicus Google scholar 2016 Vo-2 No. -3 July-Sept 50-51

16. Acknowledging the Indian Innovators Finger print Kadu S.S. International Jr of Education and Research in Health Sciences P-2455- 555X E-2455- 2410 Copernicus Google scholar 2016 Vol -2 No. -3 July-Sept 33

17. Assessment pattern and profile of substance among children in slum areas of Ahmednagar. Kadu S.S. Indian Jr. of Forensic Medicine & Pathology. P-0974-3383 (Print) E--0974- 3391 SCOPUS Copernicus Google scholar 2017 Vol -10 No. -1 Jan-Mar 23-27

18. Impact of post lecture immediate textbook reading of taught topic on learning and knowledge of health sciences student: An innovative teaching learning method to promote excellence in health sciences teaching. Kadu S.S. International Jr of Education & research in health sciences. P-2455- 555X E--2455- 2410 Copernicus Google scholar 2017 Vol -3 No. -1 Jan-Mar 3-4

19. Autopsy study of pattern of abdominal injuries in road traffic accident Kadu S.S. International Jr of Education and research in health sciences. P-2455- 555XE--2455-2410 Copernicus Google scholar 2017 Vol -3 No. -2 Apr-June 90-92

20. Study of pattern of acute poisoning cases in females at rural tertiary care hospital in Ahmednagar, Maharashtra, India. Kadu S.S. International Jr of Education and research in health sciences. P-2455- 555X E-2455- 2410 Copernicus Google scholar 2017 Vol -3No. -3July-Sept 122-124
21. Nursing: New Challenging Speciality Filed for Nurses. Kadu S.S. International Jr of Education & research in health sciences. P-2455- 555X E-2455- 2410 Copernicus Google scholar 2017 Vol -3 No. -4 Sept-Dec 189
22. Effective Communication Skills to aid Positive Doctor Patient Relationship. Kadu S.S. International Jr of Education and research in health sciences.P-2455- 555X E-2455- 2410 Copernicus Google scholar 2018 Vol -1 No. -1 Apr-June 1-2
23. Correlation between Body height and Vertex to Pubis symphysis length. Kadu S.S. IJBAMR Indian Jr of Basic and Applied Medical Research. P-2250-284X E-2250-2858 Copernicus Google scholar 2018 Vol -8No. -1 Sept-Dec 19-22
24. Assessment of Knowledge and Awareness of 375 IPC amongst Teenage Boys (13-18 years) in Shelter Home of Snehalaya (Ahmednagar) Maharashtra. Kadu S.S. International Jr of Science and Research. P-2319- 7064 Copernicus2018 Vol -7 No. -12 Dec 456-460
25. Pattern of Eruption of the Third Molar Teeth in the Age Group of 17-25 years of Medical College Student. Kadu S.S. VIMS Health Sciences Jr P-2348-523x E--2454-1982 Copernicus Google scholar 2019 Vol -6 No. -1 Jan-Mar 21-23
26. Impact of MCCD Workshop on Knowledge and Awareness in Post- graduate Residents at a Tertiary care Teaching Hospital Kadu S.S. International Jr of Clinical and Biomedical Research. P-2395-04712521-0991 Copernicus Google scholar 2019 Vol -5 No. -2 April 15-17
27. Evaluation of Knowledge and Attitude about Postmortem Examination Among Post Graduate Residents Kadu S. S. Indian Jr of Forensic Medicine and Pathology P-0974-3383E-0974- 3391 SCOPUS Copernicus 2019 Vo-12 No. -3 July-Sept 242-245
28. Academic leadership in Health Sciences Education in India. Kadu S. S.K.D. Chavan Jr of Forensic Medicine Science and Law. P-2277- 1867E-2277- 8853 Copernicus 2019 Vol -28No. -1July-Dec 11-16
29. To evaluate the epidemiological factors affecting the severity of scorpion Envenomation in Paediatric age group. Kadu S. S. Shirsath U. Indian Jr of Forensic Medicine and Pathology P-0974- 3383E-P-0974- 3391 SCOPUS Copernicus 2020 Vol -13No. -1Jan-Mar 89-93

30. Perception of medical students regarding punishment of rape for accused: a cross-sectional study Suba Tvisha N, Raut Pritish K, Kadu S. S. Jr of Clinical and Biomedical Research, P-2395- 0471E-2521- 0991 Copernicus2020 Vol -6No. -2Apr-June 13-17
31. Evaluation of awareness of cybercrime in medical students Sagar Lande, Sandeep Kadu World Jr of Advance Healthcare Research P-2457-0400 Copernicus 2020 Vol -4No. -3 April 79-81
32. Estimation of stature from footprint length Sandeep S. Kadu Radhika R. Yadav Jr of Forensic Medicine Science & Law P-2277-1867E-2277- 8853 Copernicus 2020 Vol -29 No.-1Jan-June 23-27
33. Pattern of different types of Fingerprints amongst the community- An Observational cross sectional study. Sandeep S. Kadu, Shivangi U. Singh. VIMS Health Sciences Jr P-2348- 523x E-2454- 1982 Copernicus 2020 Vol -7 No. -2 Apr-June 50-53
34. Cheiloscopy: An innovative and non-invasive aid for personal identification Sandeep S. Kadu, Gyatri Toshniwal Indian Jr of Forensic Medicine and Pathology. P-0974-3383E-0974-3391 SCOPUS Copernicus2020 Vol -3 No.-2Apr-June 303-307
35. Awareness about PCNDT act among the married women in community- An observational cross sectional study Sandeep S. Kadu, Sejal Jain Indian Jr of Forensic Medicine and Pathology P-0974- 3383E-0974- 3391 SCOPUS Copernicus 2020 Vol -3 No. -4 July-Dec 537-539
36. Microethics in clinical practice Sandeep S. Kadu, Akshaya Bhaskaran VIMS Health Sciences Jr P-2348- 523x E--2454- 1982 Copernicus 2020 Vol -7No. -3Sept-Dec 66
37. Pesticide Use and Health Hazards in India Sandeep S Kadu, Anand Gaikwad Jr of Forensic Medicine Science and Law. P-2277- 1867 E-2277- 8853 Copernicus 2020 Vol -29 No.-2 June-Dec 75-76
38. Pattern of Acute Organophosphorus Poisoning at a Tertiary Care Hospital of Western Maharashtra Sandeep Kadu, Shamkumar Burungule International Jr of Clinical & Biomedical Research P-2395-0471E-2521- 0991 Copernicus2021 Vol -7 No.-2April 25-29
39. Kalokhe V S, Patil V B. Pattern of Skull Fractures in Fatal Craniocerebral injury cases. Ind J of Forensic Medicine & Pathology, National 2017; 2 (10).129 -133.

40. Shendarkar A T, Patil V B. A Study of Stressors in Medical College Students (Hostilities) in Northern Maharashtra. J of Ind Academy of Forensic Medicine.2013. Jul; 3 (35). 227-229.
41. Khairnar K, Chormunge V B, Umarji B N, Patil R J. A Study of Fingerprint Patterns of Pulmonary Tuberculosis Patients. Medico-Legal Update. 2013. Jan; 1 (13). 36-39
42. Kathe D P, Chormunge V B, Vibhute A M, Kulkarni P R. Study of Fingerprint Patterns in Myocardial Infarction. Indian Journal of Forensic Medicine & Pathology. 2012. Jan; 1 (5). 23-27.
43. Bhusari P A, Chormunge V B, Kathe D P, Khairnar K B. Foetal Age Estimation Using First Trimester Gestational Parameters. Indian Journal of Basic & Applied Medical Research. 2012. Jun; 3 (1). 172-177.
44. Chormunge V B, Pawar V, Patil A Medical Practice and Related Insurance. Journal of Indian Medical Association. 2012. Mar; 3 (110). 181-188.
45. Kadu S, Patil VB. Forensic Radiology in India: Current Trend. Ind. Journal in Basic & Applied Medical Research. Mar. 2012; 1(2):148-152
46. Patil VB, Mahajan SV, Bhusari PA. Hanging Vs Strangulation a Comparative Study. Journal of Forensic Medicine, Science & Law.2011; 20(2)
47. Mahajan SV, Chaudhari RA, Wadgaonkar AR, Patil VB. Indian Childhood Cirrhosis. International Journal of Health Sciences and Research. Aug.2012; 2(5):124-126
48. Lomte D, Patil VB. Male Contraceptive Vaccines: Review Article. Ind. Journal in Basic & Applied Medical Research.Mar.2014; 3(2):432-436
- 49., Rao Dinesh, Pathak P.R, Chormunge V.B Accidental hanging – A case report. Journal of Forensic Medicine & Toxicology 2004: 21(2)
50. Patil VB, Kadu S, Asawa S. Postpartum Haemorrhagic Death Due to Retained Placenta in Uterus. Indian Journal of Forensic Medicine and Pathology. Dec.2011; 4(4):
51. Bhusari PA, Patil VB, Kamkhedkar SG, Diwan CV. To Determine Accuracy and Reliability of Ultrasonographic Measurements and to Demonstrate Correlation of Parameter with Each Other. Journal Indian Acad. Forensic Medicine. 2013; 35(3):18-21

52. Patil VB, Patil M, Avhale R. Case Report Death due to Uterine: An Evidence of Negligence. 157 -159
53. Patil VB, Bhusari P, Shendekar A. Violent Asphyxial Death in Rural Area of Maharashtra. Medpulse International Journal of Gynaecology. 2021; 2(4)
54. Patil AB, Shaikh S. Patil VB. Prospective Study of Yolk Sac Size and Shape as a Predictor in First Trimester Pregnancy Outcome at a Tertiary Hospital. Medpulse International Journal of Gynaecology.2021; 18(3)40 -43
55. A study of age estimation from digital X-ray of shoulder joint in south Gujarat region. Shivnath Parkhe, Jignesh Patel. Med Pulse International Journal of Forensic Medicine. ISSN: (Print) 2579-0935, ISSN: (Online) 2636-4735 Copernicus 2021 January Vol-17(1) 01-05
56. An analytical Study to evaluate the correlation between of Serum Uric Acid Levels and Death in Acute Myocardial Infraction Patients at a Tertiary Level Institute Catering to Rural Population of Western Maharashtra. Jalinder Baravkar. Shivnath Parkhe VIMS Health Science Journal. ISSN No.: (print) 2348-523X, (Online) 2454-1982 Copernicus 2021 September Vol- 8 Issue 3 94-98
57. A Cross Sectional Study of Age Estimation from Appearance and Fusion of Acromion Process of Scapula in Shoulder Joint by Digital X-ray Shivnath Parkhe, Sandeep Kadu, Amrut Swami, Ganesh Govekar. Journal of Forensic Medicine Science and Law PRINT ISSN: 2277-1867 ONLINE ISSN: 2277-8853 Scopus 2022 July - December 2021 Volume 30 Issue 2 10- 15
58. Evaluation of Clinical Profile of the Cases of Acute Renal Failure in Adults at a Tertiary Level Hospital in Western Maharashtra, India. Pramod R Gade, Shivnath N Parkhe, Balwant K Choure, Jahir R Mujawar. Research Journal of Pharmaceutical, Biological & Chemical Sciences ISSN: 0975-8585 Embase 2022 September – October 2022 13(5) 146- 151
59. Autopsy study of head injury cases in road traffic accidents – Original review article. Kamble NP, Devakar R, Chavan GS, Javale SM. Journal of Forensic medicine Science and Law 2020 29(2) 34-8
60. Correlation of various cardiac markers in diagnosed case of acute MI – Original Research Article. Kamble NP, Chavan GS. IP International journal of Forensic Medicine and Toxicological Sciences. 2020 5(3) 84-9

61. Study of sexual offences at a tertiary care institute – Original Research Article. Kamble N. P.
62. A study of post mortem examination of heart in acute ss infraction. Original Research Article Kamble NP, Chavan GS. Indian Journal of Forensic and Community Medicine. 20207(3) 1-4 P, Chavan GS Javale SM. 2021July 169
63. A Cross Sectional Study of Internet Addiction Among Medical Students in Western Maharashtra
Journal of Forensic Medicine Science and Law PRINT ISSN:2277-1867 ONLINE ISSN:2277-8853 Nagsen Kamble, Shivnath Parkhe Amrut Swami, Vijay B. Patil
64. A Retrospective study of Homicidal Deaths Autopsied At A Tertiary Care Centre In Maharashtra Journal of Forensic Medicine Science and Law PRINT ISSN:2277-1867 ONLINE ISSN:2277-8853 Nagsen Kamble, Shivnath Parkhe Amrut Swami, Vijay B. Patil
65. Impact of Land transportation System on Health and Well- being: Challenges for public Transport bus Drives. International Journal of Medical Science and Innovative Research
66. Incidence, Prevalence & Type of Fractures in Urban Versus Rural Population in Pediatric Ages a comparative Study. Journal of Contemporary Clinical Praticce. (pISSN 3007-9845 eISSN- 2457-7200)Volume 11 Issue 6(June, 2025) Pages 647-652. Nagsen Kamble , Dr. Heena Dikshit, Dr. Deepak Kumar Arora
67. Demographic Profile and pattern of Acute Poisoning Cases in a Tertiary Care Center: A cross sectional Study. International Journal of Medicine and public Health, Vol 15, Issue 3 July- September. Dr. Nagsen p. kamble, Pawar Madhukar.

Students Publications

- 1 Laws related to women in India. Kadu S.S. Burungale S.,Mattu Neha, Kharesuraj Medico legal update P-ISSN 0971-720X(Print) E-ISSN-0974- 1283 Copernicus Google scholar 2011 Jan- June Vol -11 No. -1 106-109
- 2 A rare case of Congenital bowel atresia- A Ultrasound Sign of unsure prognosis.

Kadu S.S.

Manoj Munde International Journal of Education and Research in Health sciences P-ISSN 2455- 555XE-ISSN-2455- 2410 Copernicus Google scholar 2016 July Sept Vol -2 No. -3 50-51

3 Assessment pattern and profile of substance among children in slum areas of Ahmednagar. Kadu S.S. Chhajed Neel Mehata Rahul Indian Jr. of Forensic Medicine & Pathology. P-ISSN 0974-3383 (Print) E-ISSN-0974- 3391 SCOPUS Copernicus Google scholar 2016 Jan- March Vol -10 No. -1 23-27

4 Assessment of Knowledge and Awareness of 375 IPC amongst Teenager Boys (13-18 years) in Shelter Home of Snehalaya (Ahmednagar) Maharashtra. Kadu S.S. Rishi Raj Sinha International Journal of Science and Research. P-ISSN 2319-7064 Copernicus 2018 Dec Vol -7 No. -12 456-460

5 Pattern of Eruption of the Third Molar Teeth in the Age Group of 17-25 years of Medical College Student. Kadu S.S. Krishnakant Aher VIMS Health Sciences Journal P-ISSN 2348- 523xE-ISSN-2454- 1982 Copernicus Google scholar 2019 Jan- March Vol -6 No. -1 21-23

6 Evaluation of Knowledge and Attitude about Postmortem Examination Among Post Graduate

Residents Kadu S.S. Sagar Lande Indian Journal of Forensic Medicine and Pathology P-ISSN 0974- 3383 (Print) E-ISSN-0974- 3391 SCOPUS Copernicus 2019 Jul- Sep Vol -12 No. -3 242-245

7 Perception of medical students regarding punishment of rape for accused: a cross-sectional study SubaTvish Raut Pritish K, Kadu Sandeep S. International Journal of Clinical and Biomedical Research, P-ISSN 2395-0471E-ISSN-2521- 0991 Copernicus 2020 Apr- June Vol -6 No. -2 13-17

8 Evaluation of awareness of cybercrime in medical students Sagar Lande, Sandeep Kadu World Journal of Advance Healthcare Research P-ISSN 2457- 0400 Copernicus 2020 April Vol -4No.-3 79-81

9 Estimation of stature from footprint length Sandeep S. Kadu Radhika R. Yadav Journal of Forensic Medicine Science and Law. P-ISSN 2277-1867 E-ISSN-2277-8853 Copernicus 2020 Jan- June Vol -29 No.-1 23-27

10 Pattern of different types of Fingerprints amongst the community- An observational cross sectional study. Sandeep S. Kadu, Shivangi U. Singh. VIMS Health Sciences Journal P-ISSN 2348- 523xE-ISSN-2454- 1982 Copernicus 2020 Apr- June Vol -7 No. -2 50-53

11 Cheiloscopy: An innovative and noninvasive aid for personal identification
Sandeep S. Kadu, Gyatri Toshniwal Indian Journal of Forensic Medicine and
Pathology P-ISSN 0974-3383(Print)E-ISSN-0974- 3391 SCOPUS Copernicus 2020
Apr- June Vol -3 No.-2 303-307

12 Microethics in clinical practice Sandeep S. Kadu, Akshaya Bhaskaran VIMS Health
Sciences Journal P-ISSN 2348- 523xE-ISSN-2454- 1982 Copernicus 2020 Sep- Dec
Vol -7

1	Research Articles	72
2	Patent	04
3	Copyrights	05
4	Books / Chapter contributed	06



Intellectual Property (Patents) of Faculty

1) Dr. Vitthalrao Vikhe Patil Foundation's Medical College introduces first digital (Virtual) Forensic Medicine Museum of India to aid justice to society.

Application No.: 202021024123A, Publication date: 21/08/2020.

(12) PATENT APPLICATION PUBLICATION	(21) Application No.202021024123 A
(19) INDIA	
(22) Date of filing of Application :09/06/2020	(43) Publication Date : 21/08/2020
(54) Title of the invention : DR VITHALRAO VIKHE PATIL FOUNDATION'S MEDICAL COLLEGE INTRODUCES FIRST DIGITAL (VIRTUAL) FORENSIC MEDICINE MUSEUM OF INDIA TO AID JUSTICE TO SOCIETY	
(51) International classification	:H04W 21/00
(31) Priority Document No	:NA
(32) Priority Date	:NA
(33) Name of priority country	:NA
(86) International Application No	:NA
Filing Date	:NA
(87) International Publication No	: NA
(61) Patent of Addition to Application Number	:NA
Filing Date	:NA
(62) Divisional to Application Number	:NA
Filing Date	:NA
(71)Name of Applicant :	1)DR. SANDEEP SITARAM KADU Address of Applicant :DEPARTMENT. OF FORENSIC MEDICINE, DR. VITHALRAO VIKHE PATIL FOUNDATION'S MEDICAL COLLEGE AND HOSPITAL, AHMEDNAGAR 414111, MAHARASHTRA, INDIA. Maharashtra India
	2)DR. ABHIJIT DIWATE
	3)DR. SUNIL NATHA MHASKE
	4)DR. MRS. SWATI SANDEEP KADU
	5)DR. RUCHA TIPARE
(72)Name of Inventor :	1)DR. SANDEEP SITARAM KADU
(57) Abstract :	
<p>Abstract Title- Dr. Vitthalrao Vikhe Patil Foundations Medical College introduces first digital (virtual) Forensic medicine museum of India-To aid justice to society. Introduction-Museum is an integral tool of learning and teaching. In the classroom, educationalists can present information to students in many ways via lecture, video, or readings. After theory class immediately student can visit museum and see the practical aspects, of the topic. An important role of a museum is to make its heritages become a part of our life, much like the functions of a library. Based on this aspiration, the digital curation of a museum has become an integral part of both the academic and public sectors. Forensic medicine deals with application of scientific medical knowledge in court of law for administration of justice. This subject deals with different medicolegal aspects of medical sciences like different injuries, sexual offences, poisoning cases. Proper knowledge of this subject helps the medical graduate to deposit proper evidence in court of law and thus helps in administrating correct justice to victim. Forensic medicine museum consists of information and its medicolegal aspects of different poisons, weapons, bones, photographs etc. In museum medicolegal charts, different medicolegal wet specimens, models, X- rays are displayed. We have created a website to have a look at this digital museum, and the link for same is-www. v imsfmtm useum .com</p> <p>Aims and Objectives -To Create first Digital Forensic Medicine museum as educational tool for all stakeholders of medical science and judiciary including medical students, Indian medical graduates, lawyers, judges and public. Conclusion- With Digitalization of our Forensic Medicine museum, it is available on tip of the fingers to all stakeholders of medical science and judiciary. It helps clearing different medicolegal concepts of Indian Medical graduates, lawyers so that it is serving in depositing proper evidence in court of law for administration of correct justice.</p>	
No. of Pages : 6 No. of Claims : 3	

2) SHANESH'S DIGIGONIOMETER, Application No. 202121000183, Publication date:30/04/2021.

(12) PATENT APPLICATION PUBLICATION (21) Application No.202121000183 A
(19) INDIA
(22) Date of filing of Application :04/01/2021 (43) Publication Date : 30/04/2021

(54) Title of the invention : SHANESH'S DIGIGONIOMETER.

(51) International classification	:A61B0005000000, A61B0005107000, A61B0005110000, A63B0024000000, A61B0005103000	(71)Name of Applicant : 1)SHANESHRAJE SANDEEP KADU Address of Applicant :71, RAMALAYA NANDANVAN NAGAR, SAVEDI, AHMEDNAGAR, MAHARASHTRA, INDIA-414 001. Maharashtra India
(31) Priority Document No	:NA	2)DR. MRS. SWATI SANDEEP KADU
(32) Priority Date	:NA	3)DR. SANDEEP SITARAM KADU
(33) Name of priority country	:NA	(72)Name of Inventor :
(86) International Application No	:NA	1)SHANESHRAJE SANDEEP KADU
Filing Date	:NA	2)DR. MRS. SWATI SANDEEP KADU
(87) International Publication No	: NA	3)DR. SANDEEP SITARAM KADU
(61) Patent of Addition to Application Number	:NA	
Filing Date	:NA	
(62) Divisional to Application Number	:NA	
Filing Date	:NA	

(57) Abstract :



ABSTRACT Title of the Invention:-Shanesh's DigiGoniometer Introduction:- Accurate measurement and analysis of joints' range of movement (ROM) are important for assessing joint related health conditions and are valuable to clinicians for diagnostic and rehabilitation purposes. As an alternative to using the camera-based methods which are restrictive and expensive, we have developed the use of microelectromechanical devices such as accelerometers for measuring human joints movement. This patent presents the development of an accelerometer based system to measure range of motion of upper extremities lower extremities. CONCLUSION: This instrument will give the exact (accurate) measurement of range of motion (ROM) and will be more efficient and cost effective than the traditional Goniometer. Thus it will be very helpful for patients for their further prognosis and management at affordable cost.

No. of Pages : 9 No. of Claims : 2



Copyrights of Faculty


**1) FEEDBACK FORM FOR FACULTY ASSESSMENT BY STUDENTS FOR FORENSIC MEDICINE AND TOXICOLOGY,
REG.NO.-L-79859/2108, DATED- 27 DECEMBER 2018.**

  **Extracts from the Register of Copyrights**

Dated : 27/12/2018

1. Registration Number	: L-79859/2018
2. Name, address and nationality of the applicant	: DR. SANDEEP KADU , DR. VIKHE PATIL MEDICAL COLLEGE, AHMEDNAGAR-414111 INDIAN
3. Nature of the applicant's interest in the copyright of the work	: AUTHOR
4. Class and description of the work	: LITERARY/ DRAMATIC WORK
5. Title of the work	: FEEDBACK FORM FOR FACULTY ASSESSMENT BY STUDENTS FOR FORENSIC MEDICINE AND TOXICOLOGY
6. Language of the work	: ENGLISH
7. Name, address and nationality of the author and if the author is deceased, date of his decease	: DR. SANDEEP KADU , DR. VIKHE PATIL MEDICAL COLLEGE, AHMEDNAGAR-414111 INDIAN
8. Whether the work is published or unpublished	: UNPUBLISHED
9. Year and country of first publication and name, address and nationality of the publisher	: N.A.
10. Years and countries of subsequent publications, if any, and names, addresses and nationalities of the publishers	: N.A.
11. Names, addresses and nationalities of the owners of various rights comprising the copyright in the work and the extent of rights held by each, together with particulars of assignments and licences, if any	: DR. SANDEEP KADU , DR. VIKHE PATIL MEDICAL COLLEGE, AHMEDNAGAR-414111 INDIAN
12. Names, addresses and nationalities of other persons, if any, authorised to assign or licence of rights comprising the copyright	: N.A.
13. If the work is an 'Artistic work', the location of the original work, including name, address and nationality of the person in possession of the work. (In the case of an architectural work, the year of completion of the work should also be shown).	: N.A.
14. If the work is an 'Artistic work', whether it is registered under the Designs Act 2000 if yes give details.	: N.A.
15. If the work is an 'Artistic work', capable of being registered as a design under the Designs Act 2000, whether it has been applied to an article through an industrial process and, if yes, the number of times it is reproduced.	: N.A.
16. Remarks, if any	:

Diary Number : 15254/2018-CO/L
Date of Application : 02/11/2018
Date of Receipt : 02/11/2018


DEPUTY REGISTRAR OF COPYRIGHTS
DEPARTMENT OF FORENSIC MEDICINE AND TOXICOLOGY
AHMEDNAGAR

2) STANDARD OPERATING PROCEDURES (SOP'S) FOR TEACHING-LEARNING AND EVALUATION OF FORENSIC MEDICINE SUBJECT.

REG.NO.-L-94460/2020, DATED-8TH SEP 2020.



Copyright Office
Government of India



सत्यमेव जयते

Extracts
from the Register
of Copyrights

Dated : 08/09/2020



1. Registration Number	: L-94460/2020
2. Name, address and nationality of the applicant	: DR. SANDEEP SITARAM KADU , DVVPE,S MEDICAL COLLEGE NEAR MILK DAIRY,POST M.L.D.C. VADGAON GUPTA, AHMEDNAGAR-414111 INDIAN
3. Nature of the applicant's interest in the copyright of the work	: AUTHOR
4. Class and description of the work	: LITERARY/ DRAMATIC WORK
5. Title of the work	: STANDARD OPERATING PROCEDURES(SOP'S) FOR TEACHING-LEARNING AND EVALUATION OF FORENSIC MEDICINE SUBJECT.
6. Language of the work	: ENGLISH
7. Name, address and nationality of the author and if the author is deceased, date of his decease	: DR. SANDEEP SITARAM KADU , DVVPE,S MEDICAL COLLEGE NEAR MILK DAIRY,POST M.L.D.C. VADGAON GUPTA, AHMEDNAGAR-414111 INDIAN
8. Whether the work is published or unpublished	: UNPUBLISHED
9. Year and country of first publication and name, address and nationality of the publisher	: N.A.
10. Years and countries of subsequent publications, if any, and names, addresses and nationalities of the publishers	: N.A.
11. Names, addresses and nationalities of the owners of various rights comprising the copyright in the work and the extent of rights held by each, together with particulars of assignments and licences, if any	: DR. SANDEEP SITARAM KADU , DVVPE,S MEDICAL COLLEGE NEAR MILK DAIRY,POST M.L.D.C. VADGAON GUPTA, AHMEDNAGAR-414111 INDIAN
12. Names, addresses and nationalities of other persons, if any, authorised to assign or licence of rights comprising the copyright	: N.A.
13. If the work is an 'Artistic work', the location of the original work, including name, address and nationality of the person in possession of the work. (In the case of an architectural work, the year of completion of the work should also be shown).	: N.A.
14. If the work is an 'Artistic work' which is used or capable of being used in relation to any goods or services, the application should include a certification from the Registrar of Trade Marks in terms of the provision to Sub-Section (i) of Section 45 of the Copyright Act, 1957.	: N.A.
15. If the work is an 'Artistic work', whether it is registered under the Designs Act 2000 if yes give details.	: N.A.
16. If the work is an 'Artistic work', capable of being registered as a design under the Designs Act 2000 whether it has been applied to an article through an industrial process and if yes ,the number of times it is reproduced.	: N.A.
17. Remarks, if any	: NIL

Diary Number : 9491/2020-CO/L

Date of Application : 12/07/2020

Date of Registration : 12/07/2020





DEPUTY REGISTRAR OF COPYRIGHTS

4) FMT ELECTIVES 1. MOOT COURT

INTELLECTUAL
PROPERTY INDIA
AN INDIAN INSTITUTION
REGULATED BY THE GOVERNMENT OF INDIA

भारत सरकार

Extracts from the
Register of
Copyrights



कॉपीराइट कार्यालय, भारत सरकार | Copyright Office, Government Of India

दिनांक/Date: 14/06/2023


<p>1. पंजीकरण संख्या/Registration Number</p> <p>2. आवेदक का नाम, पता तथा राष्ट्रियता Name, address and nationality of the applicant</p> <p>3. कार्य के कॉपीराइट में आवेदक की राय की प्रकृति Nature of the applicant's interest in the copyright of the work</p> <p>4. कार्य का वर्ण और विवरण Class and description of the work</p> <p>5. कार्य का शीर्षक Title of the work</p> <p>6. कार्य की भाषा Language of the work</p> <p>7. लेखक का नाम, पता और राष्ट्रियता या यदि लेखक की मृत्यु हो गई है, तो मृत्यु की तिथि Name, address and nationality of the author and if the author is deceased, date of his decease</p> <p>8. कार्य प्रकाशित है या अप्रकाशित Whether the work is published or unpublished</p> <p>9. प्रथम प्रकाशन का वर्ष और देश तथा प्रकाशक का नाम, पता और राष्ट्रियता Year and country of first publication and name, address and nationality of the publisher</p> <p>10. बाद के प्रकाशनों के वर्ष और देश, यदि कोई हैं, और प्रकाशकों के नाम, पते और राष्ट्रियताएँ Years and countries of subsequent publications, if any, and names, addresses and nationalities of the publishers</p> <p>11. कार्य में कॉपीराइट सहित विभिन्न अधिकारों के मालिकों के नाम, पते और राष्ट्रियताएँ और असाइनमेंट और लाइसेंस के विवरण के साथ प्रत्येक के अधिकार की सीमा, यदि कोई हो Names, addresses and nationalities of the owners of various rights comprising the copyright in the work and the extent of rights held by each, together with particulars of assignments and licenses, if any</p> <p>12. अन्य व्यक्तियों के नाम, पते और राष्ट्रियताएँ, यदि कोई हैं, जो कॉपीराइट वाले अधिकारों को सौंपने या लाइसेंस देने के लिए अधिकृत हैं Names, addresses and nationalities of other persons, if any, authorised to assign or license of rights comprising the copyright</p> <p>13. यदि कार्य एक 'कलात्मक कार्य' है, तो कार्य करने वाले व्यक्ति का नाम, पता और राष्ट्रियता सहित मूल कार्य का स्थान। (एक वास्तुशिल्प कार्य के मामले में, कार्य मूल होने का वर्ष भी दिखाया जाना चाहिए) If the work is an 'Artistic work', the location of the original work, including name, address and nationality of the person in possession of the work. (In the case of an architectural work, the year of completion of the work should also be shown).</p> <p>14. यदि कार्य एक 'कलात्मक कार्य' है जो किसी भी सामान या सेवाओं के संबंध में उपयोग किया जाता है या उपयोग करने में सक्षम है, तो आवेदन में कॉपीराइट अधिनियम, 1957 की भांति 45 कीडम-धारा (प) के प्राधान के अनुसार व्यापक छिद्र प्रतीक से प्रमाणित किया जाना चाहिए। If the work is an 'Artistic work' which is used or capable of being used in relation to any goods or services, the application should include a certification from the Registrar of Trade Marks in terms of the provision to Sub-Section (f) of Section 45 of the Copyright Act, 1957.</p> <p>15. यदि कार्य एक 'कलात्मक कार्य' है, तो क्या यह डिजाइन अधिनियम 2000 के अंतर्गत पंजीकृत है? यदि हाँ, तो विवरण दें। If the work is an 'Artistic work', whether it is registered under the Designs Act 2000 if yes give details.</p> <p>16. यदि कार्य एक 'कलात्मक कार्य' है, जो डिजाइन अधिनियम 2000 के एक डिजाइन के रूप में पंजीकृत होने में सक्षम है, तो क्या यह औद्योगिक प्रक्रिया के माध्यम से किसी वस्तु पर प्रयोग में लाया गया है और यदि हाँ, तो कि-नी और मूल प्रस्तुत किया गया है? If the work is an 'Artistic work', capable of being registered as design under the Designs Act 2000 whether it has been applied in an article through an industrial process and, if yes, the number of times it is reproduced.</p>	<p>L-125681/2023</p> <p>DR. SHIVNATH NIVRUTTI PARKHE, DR. VITHALRAO VIKHE PARTIL FOUNDATIONS MEDICAL COLLEGE AHMEDNAGAR, OPP. TO GOVT. MILK DAIRY, VADGAON GUPTA, AHMEDNAGERE-414111 INDIAN DR. VIJAY B. PATIL, DR. VITHALRAO VIKHE PARTIL FOUNDATIONS MEDICAL COLLEGE AHMEDNAGAR, OPP. TO GOVT. MILK DAIRY, VADGAON GUPTA, AHMEDNAGERE-414111 INDIAN</p> <p>AUTHOR</p> <p>LITERARY/DRAMATIC WORK FMT TOXICOLOGY GARDEN</p> <p>FMT ELECTIVES 2. FMT DEPARTMENT TOXICOLOGY GARDEN</p> <p>ENGLISH</p> <p>DR. SHIVNATH NIVRUTTI PARKHE, DR. VITHALRAO VIKHE PARTIL FOUNDATIONS MEDICAL COLLEGE AHMEDNAGAR, OPP. TO GOVT. MILK DAIRY, VADGAON GUPTA, AHMEDNAGERE-414111 INDIAN DR. VIJAY B. PATIL, DR. VITHALRAO VIKHE PARTIL FOUNDATIONS MEDICAL COLLEGE AHMEDNAGAR, OPP. TO GOVT. MILK DAIRY, VADGAON GUPTA, AHMEDNAGERE-414111 INDIAN</p> <p>UNPUBLISHED</p> <p>N.A.</p> <p>N.A.</p> <p>DR. SHIVNATH NIVRUTTI PARKHE, DR. VITHALRAO VIKHE PARTIL FOUNDATIONS MEDICAL COLLEGE AHMEDNAGAR, OPP. TO GOVT. MILK DAIRY, VADGAON GUPTA, AHMEDNAGERE-414111 INDIAN DR. VIJAY B. PATIL, DR. VITHALRAO VIKHE PARTIL FOUNDATIONS MEDICAL COLLEGE AHMEDNAGAR, OPP. TO GOVT. MILK DAIRY, VADGAON GUPTA, AHMEDNAGERE-414111 INDIAN</p> <p>N.A.</p> <p>N.A.</p> <p>N.A.</p> <p>N.A.</p> <p>N.A.</p> <p>N.A.</p> <p>N.A.</p>
--	---

(Signature)

5) FMT ELECTIVES 2.FMT DEPARTMENT TOXICOLOGY GARDEN


Extracts from the
Register of
Copyrights



प्रतिलिप्यधिकार कार्यालय, भारत सरकार | Copyright Office, Government Of India
दिनांक: 30/08/2023

1. पंजीकरण संख्या/Registration Number	: L-132629/2023
2. आवेदक का नाम, पता तथा राष्ट्रीयता Name, address and nationality of the applicant	: DR. VIJAY B. PATIL, DR. VITHALRAO VIKHE PATIL FOUNDATIONS MEDICAL COLLEGE, MIDC, VADGAONGUPTA, AHMADNAGAR-414111 INDIAN DR. SHIVNATH N. PARKHE, DR. VITHALRAO VIKHE PATIL FOUNDATIONS MEDICAL COLLEGE, MIDC, VADGAONGUPTA, AHMADNAGAR-414111 INDIAN
3. कृति के प्रतिलिप्यधिकार में आवेदक के हित की प्रकृति Nature of the applicant's interest in the copyright of the work	: AUTHOR
4. कृति का वर्ग और वर्णन Class and description of the work	: LITERARY/ DRAMATIC WORK
5. कृति का शीर्षक Title of the work	: FMT ELECTIVES 1. MOOT COURT
6. कृति की भाषा Language of the work	: ENGLISH
7. रचयिता का नाम, पता और राष्ट्रीयता तथा यदि रचयिता की मृत्यु हो गई है, तो मृत्यु की तिथि Name, address and nationality of the author and if the author is deceased, date of his decease	: DR. VIJAY B. PATIL, DR. VITHALRAO VIKHE PATIL FOUNDATIONS MEDICAL COLLEGE, MIDC, VADGAONGUPTA, AHMADNAGAR-414111 INDIAN DR. SHIVNATH N. PARKHE, DR. VITHALRAO VIKHE PATIL FOUNDATIONS MEDICAL COLLEGE, MIDC, VADGAONGUPTA, AHMADNAGAR-414111 INDIAN
8. कृति प्रकाशित है या अप्रकाशित Whether the work is published or unpublished	: UNPUBLISHED
9. प्रथम प्रकाशन का वर्ष और देश प्रकाशक का नाम, पता और राष्ट्रीयता Year and country of first publication and name, address and nationality of the publisher	: N.A.
10. बाद के प्रकाशनों के वर्ष और देश, यदि कोई हों, और प्रकाशकों के नाम, पते और राष्ट्रीयताएं Years and countries of subsequent publications, if any, and names, addresses and nationalities of the publishers	: N.A.
11. कृति में प्रतिलिप्यधिकार सहित विभिन्न अधिकारों के स्वामियों के नाम, पते और राष्ट्रीयताएं और समुद्रदेहन और अनुज्ञापनों के विवरण के साथ प्रत्येक के अधिकार का विस्तार, यदि कोई हों। Names, addresses and nationalities of the owners of various rights comprising the copyright in the work and the extent of rights held by each, together with particulars of assignments and licences, if any	: DR. VIJAY B. PATIL, DR. VITHALRAO VIKHE PATIL FOUNDATIONS MEDICAL COLLEGE, MIDC, VADGAONGUPTA, AHMADNAGAR-414111 INDIAN DR. SHIVNATH N. PARKHE, DR. VITHALRAO VIKHE PATIL FOUNDATIONS MEDICAL COLLEGE, MIDC, VADGAONGUPTA, AHMADNAGAR-414111 INDIAN
12. अन्य व्यक्तियों के नाम, पते और राष्ट्रीयताएं, यदि कोई हों, जो प्रतिलिप्यधिकार वाले अधिकारों को समनुदेशित करने या अनुज्ञापित देने के लिए अधिकृत हों। Names, addresses and nationalities of other persons, if any, authorised to assign or licence of rights comprising the copyright	: DR. VIJAY B. PATIL, DR. VITHALRAO VIKHE PATIL FOUNDATIONS MEDICAL COLLEGE, MIDC, VADGAONGUPTA, AHMADNAGAR-414111 INDIAN DR. SHIVNATH N. PARKHE, DR. VITHALRAO VIKHE PATIL FOUNDATIONS MEDICAL COLLEGE, MIDC, VADGAONGUPTA, AHMADNAGAR-414111 INDIAN
13. यदि कृति एक 'कलात्मक कृति' है, तो कृति पर अधिकार रखने वाले व्यक्ति का नाम, पता और राष्ट्रीयता सहित मूल कृति का स्थान। (एक वास्तुशिल्प कृति के मामले में कृति पूरे होने का वर्ष भी दिखाया जाना चाहिए) If the work is an 'Artistic work', the location of the original work, including name, address and nationality of the person in possession of the work. (In the case of an architectural work, the year of completion of the work should also be shown).	: N.A.
14. यदि कृति एक 'कलात्मक कृति' है जो किसी भी माल या सेवाओं के संबंध में उपयोग की जाती है या उपयोग किए जाने में सक्षम है, तो आवेदन में प्रतिलिप्यधिकार अधिनियम, 1957 की धारा 45 की धारा-आर (1) के प्राधान्य के अनुसार व्यापक डिजाइनर से प्रमाणित होने चाहिए। If the work is an 'Artistic work' which is used or capable of being used in relation to any goods or services, the application should include a certification from the Registrar of Trade Marks in terms of the provision in Sub-Section (1) of Section 45 of the Copyright Act, 1957.	: N.A.
15. यदि कृति एक 'कलात्मक कृति' है, तो क्या यह डिजाइन अधिनियम 2000 के अंतर्गत पंजीकृत है? यदि हाँ, तो विवरण दें। If the work is an 'Artistic work', whether it is registered under the Designs Act 2000, if yes give details.	: N.A.
16. यदि कृति एक 'कलात्मक कृति' है, जो डिजाइन अधिनियम 2000 के तहत एक डिजाइन के रूप में पंजीकृत होने में सक्षम है, तो क्या यह औद्योगिक प्रक्रिया के माध्यम से किसी वस्तु पर प्रयुक्त की गई है और यदि हाँ, तो किनारे पर पुनरुत्पादित किया गया है? If the work is an 'Artistic work', capable of being registered as design under the Designs Act 2000 whether it has been applied to an article through an industrial process and, if yes, the number of times it is reproduced.	: N.A.
17. टिप्पणी, यदि कोई हो/Remarks, if any	

डायारी संख्या/Diary Number: 2288/2023-CO/L



Registrar of Copyrights

DISTINCTIONS IN SUBJECT IN UG

Sr. No.	Year	Name of Student	Percentage
1	2006	Pratik Jain	75
2	2016	Hakim Yusuf	81
3	2018	Shivani R. Bansode	76
4	2018	Dhanashree P. Chaudhari	76
5	2018	Sumedha A. Chidrawar	76
6	2018	Rohan V. Borhade	75
7	2018	Yugandhara A. Patil	75
8	2018	Mahesh D. Thakur	75
9	2019	Gayatri sisodiya	76
10	2019	Gayatri Toshniwal	75
11	2019	Dhawal Bhanushali	75
12	2020	Vaishnavi Ravi	83
13	2020	Patil Rucha Radhakrishna	81
14	2020	Ryan Chacko Santosh	79
15	2020	Bhagwat Surabhi Jalindar	78
16	2020	Takawane Nayan Uddhav	78
17	2020	Talluri Nikita Jacinth	78
18	2020	Bhardwaj Riya Raman	77
19	2020	Sonawane Shantanu Chandrakant	77
20	2020	Pardeshi Komal Vinod	76
21	2020	Potharkar Sai Pradeep	76
22	2020	Rathod Ritika Vinod	76
23	2020	Yash Dharmendra Kendre	76
24	2020	Khare Nikhil Anil	75
25	2022	Arhama Alam	82
26	2022	Riya Wayal	82
27	2022	Tanushree Golhar	79
28	2022	Akanksha Khalkar	78.5
29	2022	Niranjan Rathod	78.5
30	2022	Varun Ghule	77.5
31	2022	Aditi Sharma	77

32	2022	Avdhoot Mane	76.5
33	2022	Diksha Ramteke	76.5
34	2022	Shravani Kadam	75
35	2022	Dhwani Katarmal	75
36	2022	Mayank Kapadia	75
37	2022	Vivek Shinde	75
38	2023	Warke Anushree Sandeep	81
39	2023	Sahetya Aishwarya Mohankumar	79.5
40	2023	Vairalkar Ujwal Vinay	76.5
41	2023	Wagmare Anooradha Anand	75.5
42	2023	Tapdiya Aakansha Girish	75.5
43	2023	Sanap Vedika Sandip	75
44	2024	Khedkar shital Rajendra	78.5
45	2024	Vaishnavi swami	79.80
46	2024	Palve Aditya	71.2
47	2024	Tilottama kamlesh Mahajan	78
48	2024	Ayush Rahul Shedage	76
49	2024	Prasanna Ankush Khot	78.5
50	2024	Shalmalee Sumant Kulkarni	77.5
51	2024	Kothimbire Aswin Anil	75
52	2024	Sayyada Nimra	77
53	2025	Mihir Ritesh Patel	78
54	2025	Patil Priya Baburao	77
55	2025	Priyal Dugad	76.50
56	2025	Udar Avantika Zibal	76

Awards & Recognitions of Faculty

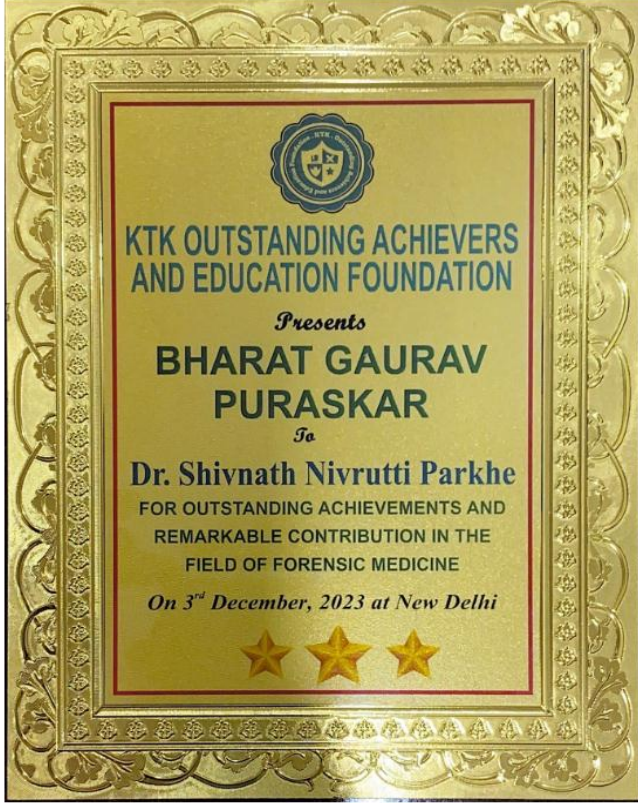
AWARDS AND RECOGNITIONS

Awards & Appreciation-

1. Dr. Vijay B. Patil



2. Dr. Shivnath N. Parkhe



Regd under MCA (Section 8)
License Number 122990

KTK OUTSTANDING ACHIEVERS AND EDUCATION FOUNDATION

Address: D - 124, Mohammadpur,
Near Bhikaji Cama Place,
New Delhi, Delhi 110066
Phone :- +011 4173 9958

Ref: BGP/DEC/2023

23rd November, 2023

Selection for "Bharat Gaurav Puraskar"

Respected Dr. Shivnath Nivrutti Parkhe,

KTK Outstanding Achievers and Education Foundation and Helium Production both are renowned organizations, hosting an award ceremony on Sunday 3rd December, 2023 in New Delhi. At this event, the Foundation will honour the outstanding achievers for their contributions and accomplishments in chosen field of activity by presenting them with the "BHARAT GAURAV PURASKAR". A relevant Brochure of KTK Foundation is enclosed.

We are pleased to inform you that you have been selected as an awardee for the said prestigious "BHARAT GAURAV PURASKAR" and a "CERTIFICATE OF EXCELLENCE" for your outstanding achievements and remarkable contribution in the field of Forensic Medicine.

The Awards Ceremony will be hosted virtually on Google Meet and will be streamed live. All the Honourable Awardees will be forwarded with a 'Google Meet Link' Two days in advance by our foundation.

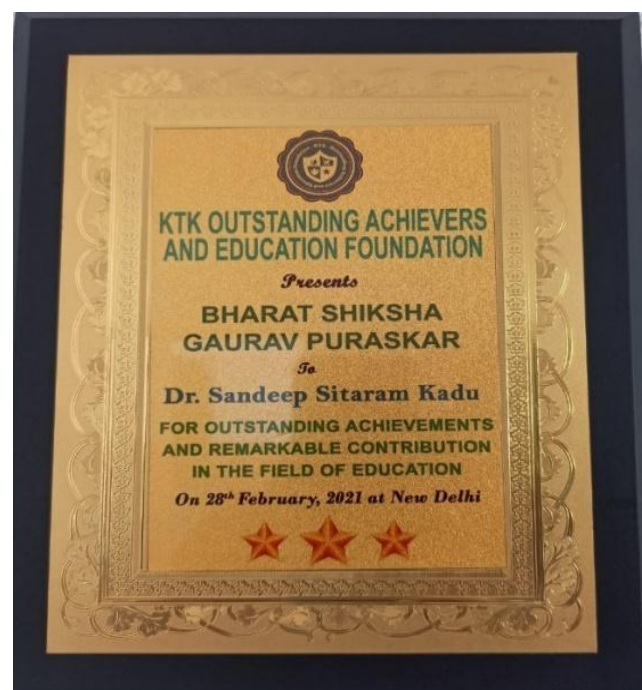
You are requested to send your confirmation along with the duly filled Membership Form at the earliest please. Your Memento along with Citation will be sent to you through courier after the virtual Event Ceremony.

For more information please visit our website: www.ktkfoundation.com

Thanking you,
Yours sincerely,

Major Yashpal Singh (Retd)
Chairman
KTK Outstanding Achievers and Education Foundation
Mob./Whatsapp: 8826834114

3. Dr. Sandeep S. Kadu



Dr. Vijay B. Patil

1. Coved Warrior Award by IMA, Dhule.
2. Award by 'Maratha Mahasangha' for coved work.
3. Reporters Association Dhule for Social work during coved.
4. Award by Satral Grampanchayat for Deaddiction work.
5. Appreciation by Collector Sanjay Yadav for coved Seminar.
6. Appreciation Letter by Chinmay Pandit IPS Dhule.
7. Appreciation by MLA Shah Farooque Anwar Dhule
8. Appreciation Letter by SMBT Medical College, Pravara Medical College & other colleges for Addiction Awareness Programme.
9. Appreciation by Nimhans Banglore for Case Presentation.

Dr. Shivnath N. Parkhe

1. Corona Warrior Award- 2021.
2. Bharat Gaurav Puraskar – 2023 (National Level – 2023)

Dr. Sandeep S. Kadu

1. Best Teacher Award – 2020 of Maharashtra University of Health Science, Nashik (MUHS).
2. Bharat Shiksha Gaurav Puraskar – 2021 KTK Outstanding Achievers and Education Foundation.
3. Awarded first prize in Faculty Presentation- Perception of Second Year M.B.B.S. Student about Use of Cinema Clips in Teaching Medical Ethics, Pravara Forensicon – 2019.
4. ZEIS Teacher Innovation Award- 2019.
5. Medical Excellence Award-2018 by Indian Solidarity Council, New Delhi.
6. Vijay Rattan Gold Medal Award- 2018 by International Institute of Education and Management, New Delhi.
7. Best Teacher Award- 2017, Dr. Vithalrao Vikhe Patil Foundation, Ahmednagar.

Dr. Vijay B. Patil (Deputy Dean, (Admin) & Prof. HOD)

Short Courses

Sr.	Name of course	Organization	Year
01	Substance Abuse Treatment Orientation Programme	National Institute of Mental Health and Neurosciences (NIMHANS)	2019
02	Revised basic course workshop in MET and AETCOM	IMETTT, MUHS, Nashik	2021
03	Telemedicine Practice Guidelines	Telemedicine society of India.	2022
04	Certificate Course in Basics of Addiction Management. (CCBoAM)	National Institute of Mental Health and Neurosciences (NIMHANS)	2022
05	Good Clinical Practice (Workshop)	Dr. V. V. P.F.'S Medical College, Ahmednagar	2022
06	Basic Course in Biomedical Research	ICMR & NIE	2022
07	Curriculum Implementation Support Programme & AETCOM (CISP II)	IMETTT, MUHS, Nashik	2020
08	MS CIT	Maharashtra State Board Of Technical Education, Mumbai	2021

Dr. Vijay B. Patil

Special Appointment's

- 1 Chairman, Special Examination Committee, MUHS Nashik – 2017 to 2019.
- 2 Chairman for LIC Inspections by MUHS Nashik
- 3 Judge for Avishkar (MUHS Research Competition)
- 4 Nodal Officer for NMC, Delhi at Dr. VVPMF's Medical College A.nagar.
- 5 Coordinator for Spandan (MUHS Cultural Competition)

6 Coordinator for 'Kumbhmela' 2015 at Saibaba Hospital, Shirdi.

1) INDIA'S FIRST DIGITAL (VIRTUAL) FORENSIC MEDICINE MUSEUM

<http://vimsfmtmuseum.com/>



Dr. Vithalrao Vikhe Patil Foundation's
Medical College.
Introduces India's First
FORENSIC MEDICINE & TOXICOLOGY
DIGITAL (VIRTUAL) MUSEUM

Activate Windows
Go to Settings to activate Windows.
Dr. Vithalrao Vikhe Patil
Foundation
Ahmednagar

**Guest Lecture / CME /
Conferences / Workshops
Conducted by the Department**

8) CME on Legal Aspects of Medical Practice-25th OCTOBER, 2019.





SOCIAL OUTREACH SERVICES OR PROGRAMS

- 1) "Assessment knowledge and awareness of IPC 375 among the teenager boys (13years to 18 years) in shelter Home of Snehalaya Ahmednagar, Maharashtra."
- 2) Awareness about reflectors behind sugar cane carrying tractors amongst sugarcane factory owners.

3) Work done for COVID-19 Patient in Pandemic and got Corona Warrior Award, on 15th August 2021



लोकमत

आरोग्य सेवकांना कोरोना योद्धा पुरस्कार नवनागापूरमध्ये सन्मान : ग्रामपंचायत कर्मचाऱ्यांचाही गौरव

लोकमत न्यूज नेटवर्क
नवनागापूर : स्वातंत्र्यदिनाचे औचित्य साधून रविवारी (दि.१५) नवनागापूर येथे कोरोना काळात उत्तम आरोग्यसेवा देणारे डॉक्टर, परिचारिका, अंगणवाडी सेविका, मदतनीस, आशा सेविका, ग्रामपंचायत कर्मचारी, लॅब कर्मचाऱ्यांचा सरपंच डॉ. बबनराव डोंगरे यांच्या हस्ते कोरोना योद्धा पुरस्कार देऊन सन्मान करण्यात आला.

नगर जिल्ह्यातील सर्वाधिक लोकसंख्येची घनता असल्यामुळे कोरोना काळात आरोग्यसेवा पुरविताना ग्रामपंचायतची मोठी कसरत झाली. नवनागापूरमध्ये एमआयडीसी असल्यामुळे तेथे परप्रांतीय कामगारांचीही संख्या मोठी आहे. त्यामुळे कोरोनापासून बचाव होण्यासाठी घरोघर तपासणी असो किंवा कोरोनाबाधितांना खासगी व शासकीय रुग्णालयात सुविधा मिळवून देण्यात ग्रामपंचायतीने पुढाकार घेतला. त्यासाठी सर्वांनीच ग्रामपंचायत प्रशासनाला सहकार्य केले.

यात डॉ. अभित महाडुळे, डॉ. राकेश सालवे, डॉ. फियाज देशमुख, डॉ. महेश यादव, डॉ. रवींद्र पगारे, डॉ. शिवनाथ



नवनागापूर ग्रामपंचायतीच्या वतीने आरोग्य सेविका तारा ठाणगे यांना कोरोना योद्धा पुरस्कार प्रदान करताना सरपंच डॉ. बबनराव डोंगरे. समवेत डावीकडून सागर सप्रे, संगीता सप्रे, संजय मिसाळ, अर्जुन सोनवणे.

पारखे, डॉ. अभिजित जगताप, डॉ. आयुव इनामदार, डॉ. संजीव गडगे, डॉ. अनिकेत भंडारी, आरोग्य सेविका तारा ठाणगे, तसेच कोविड काळात ग्रामपंचायत माध्यमातून दर आठवड्याला अँटिजन व आरटीपीसीआर टेस्ट मोफत घेणारे लॅब असिस्टंट गोरख शेवाळे, सुनील गडगे, चांगदेव भोसले यांनी मदत केली. आशा सेविका व अंगणवाडी सेविका, मदतनीस यांनी कोविड काळात घरोघरी जाऊन ग्रामस्थांची थर्मामीटरद्वारे ताप तपासणे व सर्व्हे करणाऱ्या आशा सुपरवायझर वैशाली गायकवाड व त्यांच्या सहकारी, अंगणवाडी कर्मचारी संघटनेच्या

अध्यक्षा सुमन सप्रे व त्यांच्या सर्व अंगणवाडी सेविका व मदतनीस, गोकुळा श्रीराम व त्यांच्या सर्व सहकाऱ्यांना कोविड योद्धा पुरस्काराने सन्मानित करण्यात आले, तसेच ग्रामपंचायत कर्मचारी सुरेश तापडिया व फ्रान्सिस पवार यांना आदर्श कर्मचारी पुरस्कार देण्यात आला. कार्यक्रमास उपसरपंच संगीता सप्रे, सदस्य सागर सप्रे, महेश कांडेकर, गोरख गव्हाणे, अर्जुन सोनवणे, सत्यभामा डोंगरे, हेमा चव्हाण, संगीता भापकर, रंजना दांगट, ग्रामविकास अधिकारी संजय मिसाळ, मंडळ अधिकारी दिलीप जायभाय उपस्थित होते.





लोकमत

आरोग्य सेवकांना कोरोना योद्धा पुरस्कार नवनागापूरमध्ये सन्मान : ग्रामपंचायत कर्मचाऱ्यांचाही गौरव

लोकमत न्यूज नेटवर्क
नवनागापूर : स्वातंत्र्यदिनाचे औचित्य साधून रविवारी (दि.१५) नवनागापूर येथे कोरोना काळात उत्तम आरोग्यसेवा देणारे डॉक्टर, परिचारिका, अंगणवाडी सेविका, मदतनीस, आशा सेविका, ग्रामपंचायत कर्मचारी, लॅब कर्मचाऱ्यांचा सरपंच डॉ. बबनराव डोंगरे यांच्या हस्ते कोरोना योद्धा पुरस्कार देऊन सन्मान करण्यात आला.

नगर जिल्ह्यातील सर्वाधिक लोकसंख्येची घनता असल्यामुळे कोरोना काळात आरोग्यसेवा पुरविताना ग्रामपंचायतची मोठी कसरत झाली. नवनागापूरमध्ये एमआयडीसी असल्यामुळे तेथे परंपरागत कामगारांचीही संख्या मोठी आहे. त्यामुळे कोरोनापासून बचाव होण्यासाठी घरोघर तपासणी असो किंवा कोरोनाबाधितांना खासगी व शासकीय रुग्णालयात सुविधा मिळवून देण्यात ग्रामपंचायतीने पुढाकार घेतला. त्यासाठी सर्वांनीच ग्रामपंचायत प्रशासनाला सहकार्य केले.

यात डॉ. अमित महाडुळे, डॉ. राकेश साळवे, डॉ. फियाज देशमुख, डॉ. महेश यादव, डॉ. रवींद्र पगारे, डॉ. शिवनाथ



नवनागापूर ग्रामपंचायतीच्या वतीने आरोग्य सेविका तारा ठाणगे यांना कोरोना योद्धा पुरस्कार प्रदान करताना सरपंच डॉ. बबनराव डोंगरे. समवेत डावीकडून सागर सप्रे, संगीता सप्रे, संजय मिसाळ, अर्जुन सोनवणे.

पारखे, डॉ. अभिजित जगताप, डॉ. आयुब इनामदार, डॉ. संजीव गडगे, डॉ. अनिकेत भंडारी, आरोग्य सेविका तारा ठाणगे, तसेच कोविड काळात ग्रामपंचायत माध्यमातून दर आठवड्याला अँटिजन व आरटीपीसीआर टेस्ट मोफत घेणारे लॅब असिस्टंट गोरख शेवाळे, सुनील गडगे, चांगदेव भोसले यांनी मदत केली. आशा सेविका व अंगणवाडी सेविका, मदतनीस यांनी कोविड काळात घरोघरी जाऊन ग्रामस्थांची थर्मामीटरद्वारे ताप तपासणे व सर्व्हे करणाऱ्या आशा सुपरवायझर वैशाली गायकवाड व त्यांच्या सहकारी, अंगणवाडी कर्मचारी संघटनेच्या

अध्यक्षा सुमन सप्रे व त्यांच्या सर्व अंगणवाडी सेविका व मदतनीस, गोकुळा श्रीराम व त्यांच्या सर्व सहकाऱ्यांना कोविड योद्धा पुरस्काराने सन्मानित करण्यात आले, तसेच ग्रामपंचायत कर्मचारी सुरेश तापडिया व फ्रान्सिस पवार यांना आदर्श कर्मचारी पुरस्कार देण्यात आला. कार्यक्रमास उपसरपंच संगीता सप्रे, सदस्य सागर सप्रे, महेश कांडेकर, गोरख गव्हाणे, अर्जुन सोनवणे, सत्यभामा डोंगरे, हेमा चव्हाण, संगीता भापकर, रंजना दांगट, ग्रामविकास अधिकारी संजय मिसाळ, मंडळ अधिकारी दिलीप जायभाय उपस्थित होते.



लोकमत

आरोग्य सेवकांना कोरोना योद्धा पुरस्कार नवनागापूरमध्ये सन्मान : ग्रामपंचायत कर्मचाऱ्यांचाही गौरव

लोकमत न्यूज नेटवर्क
नवनागापूर : स्वातंत्र्यदिनाचे औचित्य साधून रविवारी (दि.१५) नवनागापूर येथे कोरोना काळात उत्तम आरोग्यसेवा देणारे डॉक्टर, परिचारिका, अंगणवाडी सेविका, मदतनीस, आशा सेविका, ग्रामपंचायत कर्मचारी, लॅब कर्मचाऱ्यांचा सरपंच डॉ. बबनराव डोंगरे यांच्या हस्ते कोरोना योद्धा पुरस्कार देऊन सन्मान करण्यात आला.

नगर जिल्ह्यातील सर्वाधिक लोकसंख्येची घनता असल्यामुळे कोरोना काळात आरोग्यसेवा पुरविताना ग्रामपंचायतची मोठी कसरत झाली. नवनागापूरमध्ये एमआयडीसी असल्यामुळे तेथे परंपरागत कामगारांचीही संख्या मोठी आहे. त्यामुळे कोरोनापासून बचाव होण्यासाठी घरोघर तपासणी असो किंवा कोरोनाबाधितांना खासगी व शासकीय रुग्णालयात सुविधा मिळवून देण्यात ग्रामपंचायतीने पुढाकार घेतला. त्यासाठी सर्वांनीच ग्रामपंचायत प्रशासनाला सहकार्य केले.

यात डॉ. अमित महाडुळे, डॉ. राकेश साळवे, डॉ. फियाज देशमुख, डॉ. महेश यादव, डॉ. रवींद्र पगारे, डॉ. शिवनाथ



नवनागापूर ग्रामपंचायतीच्या वतीने आरोग्य सेविका तारा ठाणगे यांना कोरोना योद्धा पुरस्कार प्रदान करताना सरपंच डॉ. बबनराव डोंगरे. समवेत डावीकडून सागर सप्रे, संगीता सप्रे, संजय मिसाळ, अर्जुन सोनवणे.

पारखे, डॉ. अभिजित जगताप, डॉ. आयुब इनामदार, डॉ. संजीव गडगे, डॉ. अनिकेत भंडारी, आरोग्य सेविका तारा ठाणगे, तसेच कोविड काळात ग्रामपंचायत माध्यमातून दर आठवड्याला अँटिजन व आरटीपीसीआर टेस्ट मोफत घेणारे लॅब असिस्टंट गोरख शेवाळे, सुनील गडगे, चांगदेव भोसले यांनी मदत केली. आशा सेविका व अंगणवाडी सेविका, मदतनीस यांनी कोविड काळात घरोघरी जाऊन ग्रामस्थांची थर्मामीटरद्वारे ताप तपासणे व सर्व्हे करणाऱ्या आशा सुपरवायझर वैशाली गायकवाड व त्यांच्या सहकारी, अंगणवाडी कर्मचारी संघटनेच्या

अध्यक्षा सुमन सप्रे व त्यांच्या सर्व अंगणवाडी सेविका व मदतनीस, गोकुळा श्रीराम व त्यांच्या सर्व सहकाऱ्यांना कोविड योद्धा पुरस्काराने सन्मानित करण्यात आले, तसेच ग्रामपंचायत कर्मचारी सुरेश तापडिया व फ्रान्सिस पवार यांना आदर्श कर्मचारी पुरस्कार देण्यात आला. कार्यक्रमास उपसरपंच संगीता सप्रे, सदस्य सागर सप्रे, महेश कांडेकर, गोरख गव्हाणे, अर्जुन सोनवणे, सत्यभामा डोंगरे, हेमा चव्हाण, संगीता भापकर, रंजना दांगट, ग्रामविकास अधिकारी संजय मिसाळ, मंडळ अधिकारी दिलीप जायभाय उपस्थित होते.

Special Features of Department

SPECIAL FEATURES OF DEPARTMENT

- 1) Academic and overall Discipline in the Department.
- 2) Academic counseling and social or psychological counseling done whenever student comes with his or her personal problems.
- 3) Maximum Contribution in Research publications.
- 4) Maximum involvement in Extra-curricular activities.
- 5) Personal Departmental Library for students.
- 6) Civil Hospital Ahmednagar Postmortem Room academic visit for Autopsy demonstration.



Uniqueness of Department

1) First Digital (Virtual) Forensic Medicine Museum of India.

लोकमत

संदीप कडू यांच्या प्रयोगाला पेटंट : गुन्हांची उकल करण्यासाठी मार्गदर्शक

न्यायवैद्यकशास्त्राचे पहिले डिजिटल संग्रहालय

सुदाम देशमुख

लोकमत न्यूज नेटवर्क
अहमदनगर : वैद्यकशास्त्राचा आधार घेतल्याशिवाय अनेक गुन्हांची उकल होत नाही. वैद्यकशास्त्रातील ज्ञान न्याय देण्यासाठी अचूक व महत्त्वाची भूमिका बजावते. हेच ओळखून पद्मश्री डॉ. विठ्ठलराव विखे पाटील मेडिकल फाउंडेशनमधील प्रा. डॉ. संदीप कडू यांनी भारतामधील न्यायवैद्यक शास्त्राचे पहिले डिजिटल म्युझियम साकारले आहे. त्यांच्या या यशस्वी प्रयोगाला पेटंटही मिळाले आहे. पोलिसांपासून वकील व न्यायाधीशनाही हे संग्रहालय मार्गदर्शक ठरणार आहे.

डॉ. विठ्ठलराव विखे पाटील फाउंडेशनच्या वैद्यकीय महाविद्यालयातील न्यायवैद्यकशास्त्राचे



भारतामधील न्यायवैद्यकशास्त्राचे फॉरेंसिक मेडिसीन म्युझियम डिजिटल कॅम्पाव्हलचे पेटंट मिळाले. डिजिटल म्युझियमचा वत १ जून २०२० मध्ये अर्ज केला होता. पेटंट मिळाल्याची माहिती पेटंट ऑफिस जर्नलच्या २१ ऑगस्ट २०२० च्या अंकात प्रसिद्ध करण्यात आली आहे. हे डिजिटल संग्रहालय न्यायदानाच्या क्षेत्रात मोलाची भूमिका बजावण्यासाठी साहाय्यभूत ठरणार आहे. याशिवाय वैद्यकीय महाविद्यालयात शिक्षण घेत असलेल्या विद्यार्थ्यांसाठी मार्गदर्शक ठरणार आहे.

-डॉ. संदीप कडू, मेडिकल कॉलेज, विखे फाउंडेशन

विभागप्रमुख डॉ. संदीप कडू यांनी भारतातील पहिले डिजिटल संग्रहालय (म्युझियम) साकारले आहे. न्याय वैद्यकशास्त्र हा विषय वैद्यकीय महाविद्यालयात एमबीबीएसच्या द्वितीय वर्षाला शिकवला जातो. अचूक व योग्य न्याय देण्यासाठी विद्यार्थ्यांना न्यायवैद्यकशास्त्र शिकवले जाते. डिजिटल संग्रहालय हे विद्यार्थी, माजी विद्यार्थी, वैद्यकीय व्यावसायिक, वकील, न्यायाधीश यांना मार्गदर्शक व उपयोगी ठरणार आहे. वेगवेगळी हत्यारे, हत्यारांपासून होणाऱ्या इजा, विषारी पदार्थांची माहिती व उपाययोजना, विषारी सर्पाबद्दल माहिती उपलब्ध आहे. न्यायवैद्यक मॉडेल्स, गर्भातील वाढ, लैंगिक गुन्हे, एक्स-रे, अस्थी, छायाचित्रे, वैद्यकीय तसेच यांच्याबद्दल सविस्तर माहिती या संग्रहालयात


देण्यात आली आहे.

डिजिटल संग्रहालय तया करण्यासाठी प्रा. राजकुमार सरोत श्रीराम द्वावरे, सुनील गारुकडक-शोभा पवार, सुरेशा शेंडके यांना सहकार्य केले. न्याय देण्यासाठी न्याय व्यवस्थेला हे डिजिटल म्युझियम मार्गदर्शक ठरणार असून न्यायवैद्यकशास्त्रात पहिलाच प्रयोग असल्याचे कौतुकही पेटंट कार्यालयाच्या शासकीय जर्नलमधून केले आहे.

डॉ. संदीप कडू यांचे माजी मंडा राधाकृष्ण विखे, शालिनी विखे मेडिकल फाउंडेशनचे विश्वस्त । सीईओ शासदार डॉ. सुजय विखे सॅक्रेटरी जनरल डॉ. बी. सदानंद उपसंचालक डॉ. अभिजित दिवंग अधिष्ठाता डॉ. सुनील म्हस्के आदींना कौतुक केले आहे.

Health Ahmednagar


2) News column for Medico-legal News.



3) Use of different Innovative teaching learning methods like MOOT COURT, VIDEO CLIPS, etc.



4) Dr. J. P. Modi Forensic Medicine Museum





Our departmental museum is one of the best museum among all the Medical Colleges of Maharashtra state.

5) Maintaining Ethics & Quality of Medical Education.



Glimpses of Department



Special Features of the Department

SPECIAL FEATURES OF DEPARTMENT

- 1) Academic and overall Discipline in the Department.
- 2) Academic counseling and social or psychological counseling done whenever student comes with his or her personal problems.
- 3) Maximum Contribution in Patents, Copyrights & Research publications.
- 4) Maximum involvement in Extra-curricular activities.
- 5) Personal Departmental Library for students.

